


Kikugawa City

Kikugawa City Hall
Environmental Promotion Division
TEL.0537-35-0916
(Revised in March, 2026)

Waste Guide



Sorting Turns Waste into Resources!



Waste Disposal Rules

- Place in bags designated by the city, and fasten tightly. (Non-designated bags will not be collected)
- Write your full name and the name of your resident association on the designated bag.
- Be sure to check your waste calendar and throw away your trash at your designated place by 8AM of the trash pick-up day. You can also bring it directly to the Environmental Resources Gallery.
- Please bring any waste that doesn't fit in the city approved waste bags directly to the Environmental Resources Gallery.
- Business trash cannot be collected at the resident association garbage station.




Disposing of combustible waste

- Throw away food waste after draining water.
- Remove soiling before throwing away diapers.
- Wipe off cooking oil or lotion as much as possible before disposing of combustible waste.
- Always cut long, easily tangled items such as rubber hoses, ropes, and fishing lines to into one meter or shorter.



Food Waste

Throw away after draining water.



Diapers



Clothes, Fabric

(Also collected free of charge.)



Wooden products, Branches



Leather products, Rubber products

Disposing of Non-combustible waste

- Cut cords of appliances from the base and roll them up before throwing them away.
- Roll up wires and metal hangers before throwing them away.
- To prevent fires during collection, only throw away spray cans after using them up completely and perforating them in a well-ventilated area. Throw away lighters only after using up all the gas.
- Wrap sharp objects such as blades or broken glass in a plastic bag before throwing them away.
- Remove the lithium-ion battery.



Hardware
Perforate spray cans.



Small electrical appliances

Cut cord and roll it up.
(Also collected free of charge.)



Pottery, Ceramics, Glass

Recyclable Items

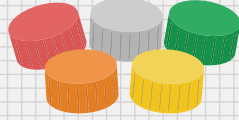
Recyclable Plastic




Product wrappers and Grocery bags.



Laundry detergent, Shampoo and Lotion containers.



Plastic caps and Lids.




Egg containers and Yogurt cups.



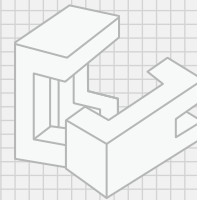
Frozen food packaging and Candy wrappers.




Seasoning and Beverage containers.




Styrofoam netting.



Expanded polystyrene



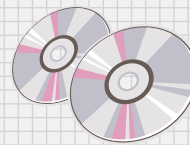
Colored trays.




Instant ramen cups and bento boxes.




Buckets made of plastic



CD・DVD




Plastic forks and spoons



toothbrush



Plastic hanger



Bath tub and chair

- Place recyclable plastics in the designated black net container.

Container/packaging plastics:

Egg cartons, product packaging and plastic bags
Frozen food packaging, candy and snack wrappers.
Noodle cups and convenience store bento containers, etc.

Product plastics:

Bath buckets, bath chairs, watering cans, buckets, rulers, etc.

● How to Dispose

- Please wash items before disposal.
- Items smaller than 50cm... Stations designated by each resident association
Akatsuchi Recycle Station
- Items bigger than 50cm... Environmental Conservation Center

● Collection Day

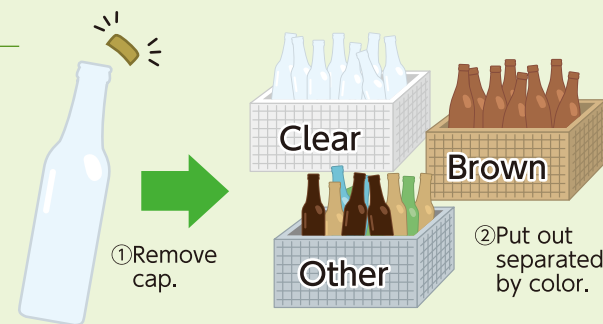
Each resident association's station
...designated days
Akatsuchi Recycling Station... Daily 8:00 AM to 5:00 PM
Environmental Conservation Center... 8:30 AM to 4:30 PM
(Excluding weekends, national holidays, and New Year holidays)

● Unacceptable Items

- Items containing materials other than plastic (Battery-operated items, items containing metal)
→ Please dispose of items as either "combustible waste" or "non-combustible waste" depending on the material.
- Items with stubborn stains or odors should be disposed of as combustible waste.
- plastic bottle
→ Plastic bottles are collected separately as plastic bottles.

Glass bottles

- All bottles will be separated by color into clear, brown, and other.
- Clean insides thoroughly before recycling.
- Bottles with leftover drinks or garbage such as cigarette butts inside cannot be recycled.
- Dispose of ceramics, glass dishes, cups, and heat-resistant containers as non-combustible waste.
- Bottles can be recycled even if they are broken.
- Empty bottles of pesticides or flammable liquid will not be accepted. (Inquire at the original place of purchase or outlets for hard to process items.)



Aluminum cans



Steel cans



Plastic bottles



※ Please empty all spray and paint cans and throw away on non-combustible waste days.

- Rusted or corroded items cannot be recycled. Please put them in the non-combustible waste.
- Separate aluminum and steel cans.
- Do not crush cans or plastic bottles that will be recycled.
- Place plastic lids and plastic bottle labels in the recyclable plastic bin.
- Wash inside before disposal.
- Bottles with leftover drinks or garbage such as cigarette butts inside cannot be recycled.
- Dispose of plastic bottles with stubborn stains as combustible waste.




Styrofoam trays (white only)

- Rinse and dry before throwing away.
- Remove all stickers, label, etc.
- Place natto containers in the recyclable plastic bin.



Dry cell, Rechargeable batteries, Lithium-ion battery

- Dry cell and rechargeable batteries will be collected on non-combustible waste days.
- Be sure to place batteries only in the battery collection boxes located at the collection site.



Do not dispose of lithium-ion batteries in non-combustible waste. There is a risk of fire.

Examples of products that use lithium-ion batteries

- Electronic-cigarettes • Mobile batteries
 - Power tools • Electric shavers, Electric toothbrushes
 - Mobile phones, laptops • Wireless earbuds
- Place removed batteries in the battery collection box.
 - For products with built-in batteries, please bring them directly to the Environmental Resources Gallery.

Permanent collection base for recyclables

- We accept recyclable materials free of charge.

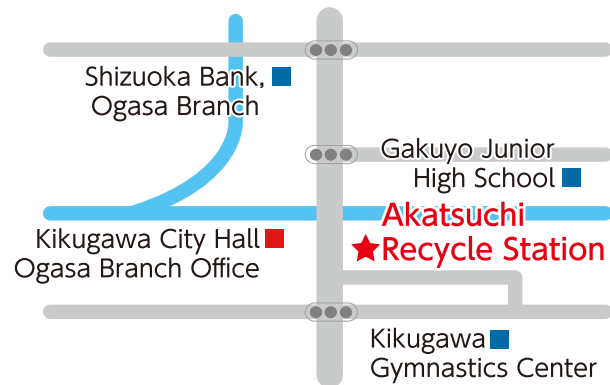
Akatsuchi Recycle Station

Address Akatsuchi1469-1, Kikugawa-shi

Reception Hours Weekdays 8:00 AM to 5:00 PM

Acceptable Items Recyclable Plastics
Plastic products
(plastic containers and packaging up to 50 cm in size)
plastic bottles, white trays, aluminum cans,
steel cans, glass bottles (clear, brown, other colors),
waste paper, old clothes, and cooking oil

Warnings Place your waste by 5:00 PM.
Please follow road signs.



Environmental Conservation Center

Address Tanakusa1830-1, Kikugawa-shi

Reception Hours Weekdays 8:30 AM to 4:30 PM
(Excluding weekends, national holidays,
and New Year holidays)

Acceptable Items Recyclable Plastics
(Plastic products over 50 cm long)
Waste paper, old clothes, futons, small appliances,
scrap iron, cooking oil, dry cell batteries,
fluorescent tubes, and ink cartridges

Warnings Check-in at the reception is required.



Kikugawa City Recycling Map

A map and list of recyclable collection points in the city is available.

Please make use of this information.

The information can be accessed by scanning the 2D code.



Items Accepted at Collection Centers

Collection of Waste Paper

- Waste paper (newspapers, magazines, cardboard, miscellaneous recyclable paper) should either be brought to a waste paper collection center or group collection conducted by the PTA etc. (Collection is also conducted at supermarkets and home improvement centers)

Collection Points

Nishikata: East side of the Nishikata Community Center Emergency Warehouse

C h o b u : The side of Miyamae Waste Station on the north side of the tracks,
North side of parking of city hall central government office

K a m o : Kamo Community Center parking lot

Y o k o j i : In front of the Yokoji Community Center

R o k u g o : The Rokugo Community Center parking lot,
In front of the Aobadai Community Center,
In front of the Makinohara Weather Observation Radar Ground

O g a s a M i n a m i : The north side of the Minamiyama Kaikan
regulating pond

U c h i d a : Parking of the Uchida Community Center

K a w a s h i r o : The side of the Kawashiro Community Center bicycle parking lot

Warnings

Wrap newspapers, magazines, and cardboard with a paper string, and collect miscellaneous recyclable paper in an old envelope before disposing of it. Shredded paper is not accepted.




Collection of Old Clothes

- To promote the effective use of recyclable cloth and reduced combustible waste, the city of Kikugawa collects old clothing.

Collection Points

North side of parking of City Hall Main Office,
Environmental Conservation Center,
Akatsuchi Recycle Station



Collection Times

8:00 AM to 4:30 PM

(Excluding weekends, national holidays, and year-end and New Year holidays)
Akatsuchi Recycle Station...Daily 8:00 AM to 5:00 PM

Acceptable Items

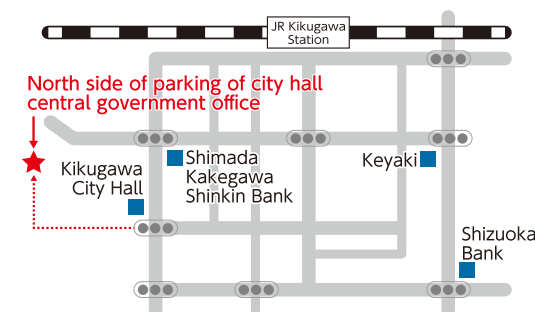
Shirts and other cotton items, suits, uniforms, jeans, fleece, sweaters, curtains, blankets, and more
(Bags, shoes [including sandals and boots], and hats)

Unacceptable Items

Items that are soiled or have an unpleasant odor,
Wet items, pillows, futons, mattresses, carpets, rugs, cushions, stuffed animals, belts, safety shoes, rain boots
※Items which are unacceptable for recycling may still be disposed of as combustible waste.

How to Dispose of Clothes

Collect the clothes in a plastic or paper bag, or tie them together with a string.



Collection of Futon



- We collect futon for free.

Collection Points Environmental Conservation Center

Address Tanakusa1830-1, Kikugawa-shi

Collection Times Weekdays 8:30 AM to 4:30 PM
(Excluding weekends, national holidays, and year-end and New Year holidays)

Acceptable Items

- ① down quilt Items with "Down 50%" displayed
※Less than 50% down, excessive dirt,
strong smell, wet things can not be collected.
- ② other than down quilt
※Damage such as tears, dirt, adhesion of dirt,
wet items can not be collected.

Warnings

The staff will confirm the judgment of dirt etc.
If we judge that there is dirt, you may have to take it home.

Collection of Cooking Oil

- We are collecting household cooking oil (liquid).

Collection Points

City Hall Main Office, Environmental Promotion Division Counter
Akatsuchi Recycling Station, Environmental Conservation Center

How to Dispose of Clothes

Please strain used cooking oil to remove impurities.
Place it in a clear plastic bottle or similar container.
Unopened items past their expiration date can be disposed
of as they are.

Recyclable Items Only liquid plant-based materials
(solidified with chemicals should be
disposed of as combustible waste)

Non-Recyclable Items Machine oil (engine oil, etc.)



Collection of Small Appliances

- To promote the recycling and reuse of used small electronic devices, and in order to reduce waste, the city of Kikugawa collects small electronic devices.

Collection Points Environmental Conservation Center

Address Tanakusa1830-1, Kikugawa-shi **Tel** 0537-35-2065

Collection Times 8:30 AM to 4:30 PM
(Excluding weekends, national holidays, and year-end and New Year holidays)


Acceptable Items

Items designated by laws pertaining to the promotion of recycling used small electronic devices. (28 items)
※Reference Page 22

How to dispose of small electronics

Place small electronics in the container installed inside the facility.

※You can also send items directly from your home using a delivery service. For details, please visit the above website.



Warnings

This excludes items covered by the Home Appliance Recycling Law. (see P10)
Items produced by commercial activities are not accepted.

Collection of Unwanted Items (PASSTO)

- We collect unused items that are still in good condition and should not go to waste.

Collection Points

City Hall Main Office, Environmental Promotion Division
Central Community Center, Ogasa Citizen Services Division

Recovered Items

【Fashion Accessories】 Belts, wallets, accessories, watches, etc.
【Toys & Hobbies】 Miniature cars, figures, game software, toy blocks, etc.

Warnings Items that fit within 30 cm of the collection box opening

Collection of Scrap Metal

- We collect scrap metal free of charge.

Collection Points Environmental Conservation Center

Recyclable Items

Kettles, pots, frying pans, metal tableware tools (excluding blades) and other metal items

※ We also collect items with wooden or plastic handles.

※ Spray cans, gas cylinders, and fire extinguishers cannot be accepted.

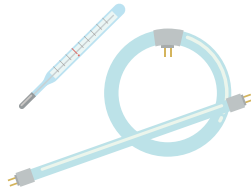


Fluorescent lights, Thermometers (Mercury containing)

- Pick-ups will be made twice a year (Refer to waste calendar)
- Kikugawa City Hall will notify residents of collection dates, times, places, and methods.

[Attention]

- ◆ Do not break fluorescent lights or thermometers when disposing of them.
- ◆ Put broken light bulbs in the non-combustible waste.
- ◆ Fluorescent bulbs are also accepted.



Collection of Ink cartridge

- Household printer ink cartridges are collected.

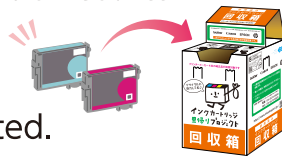
Collection Points

City Hall Main Office, Environmental Promotion Division Counter
Environmental Conservation Center
Central Community Center, Ogasa Citizen Services Division Counter

Recyclable Items

Ink cartridges for home printers

※ Cartridges such as Tepla tape are not accepted.



Pruned Branch Disposal

- There are companies that recycle branches and twigs. To promote recycling and reduce waste, please take your branches and twigs to the following companies.

Collection Points Ozeki Kensetsu Co., Ltd.

Address Shimomata567-1, Kakegawa-shi **Tel** 0537-23-6610

Reception Hours

Weekdays (Monday through Friday)

8:00 AM to 12:00 PM, 1:00 PM to 5:00 PM

※ An unmanned reception is available. You are welcome to use it.

Collection Points Kakegawa Shinrin Kaihatsu Co., Ltd.

Address Harasato375-1, Kakegawa-shi **Tel** 0537-26-3394

Reception Hours

Weekdays (Monday through Friday) 8:00 AM to 12:00 PM, 1:00 PM to 5:00 PM

Saturdays (accepted only on the 1st and 3rd)

8:00 AM to 12:00 PM, 1:00 PM to 5:00 PM

※ In November and December, business hours are until 4:30 PM.

※ Closed on Sundays, public holidays, and the 2nd and 4th Saturdays.

Also closed during the Golden Week in May,

Obon period in August, and the New Year holidays.

Check in advance before visiting.

Collection Points Green Circle Co., Ltd. Daito Tree Composting Center

Address osaka8164-96, Kakegawa-shi **Tel** 0537-72-8888

Reception Hours

Weekdays (Monday through Friday) 8:00 AM to 12:00 PM, 1:00 PM to 5:00 PM

Saturdays (accepted only on the 1st and 3rd)

8:00 AM to 12:00 PM, 1:00 PM to 5:00 PM

※ Closed on Sundays, public holidays, and the 2nd and 4th Saturdays.

Also closed during the Golden Week in May,

Obon period in August,

and the New Year holidays.

Check in advance before visiting.

Other holidays may apply.



Advance Reservations for the Environmental Resources Gallery

Reception Hours

Weekdays (Monday through Friday)···9:00 AM to 12:00 PM, 1:00 PM to 4:00 PM
 Second Saturday and Fourth Sunday of each month
 ···9:00 AM to 11:30 AM (Reservation required)

A prior reservation is required for waste disposal on the 2nd Saturday, the 4th Sunday, or **during busy periods.**

●The Environmental Resources Gallery has implemented a reservation system for waste disposal on business days during weekends and peak periods. Reservations are required when bringing waste during these periods.

Environmental Resources Gallery Demolition Fee

●If the following items are not dismantled, a dismantling fee will be charged in addition to the delivery fee.

Target Items Spring mattress, massage chair, organ electronic organ, sofa bed, electric bed

Demolition fee ¥1,500 + consumption tax

Contact Environmental Resources Gallery
 〒436-0011 Tamari2319, Kakegawa-shi
 TEL 0537-23-2273

Reservation Date

Weekend business days, Golden Week, Obon period, and New Year holidays
 ※For details, please visit the Environmental Resources Gallery website.

How to Make a Reservation

Phone reservation TEL 0537-29-5070
 weekday 9:00 AM to 12:00 PM, 1:00 PM to 4:00 PM
 Reservation System (via the 2D code on the right)



※Reservations are accepted from one week before the desired delivery date until the day before. (Same-day reservations are not accepted.)

Delivery Fee

Home related ···¥100 per 10kg + consumption tax
 Business related···¥150 per 10kg + consumption tax
 ※Please have cash ready.

Instructions for directly disposing of waste.

- ◆Please dismantle and separate furniture, mattresses, and zabuton cushions.
- ◆Any objects dismantled by construction and dismantling companies, and carpenters are considered industrial waste and cannot be thrown away. Please inquire at the Industrial Waste Association. (TEL.054-255-8285)
- ◆Please check all waste and place in the appropriate designated waste bag and drop it off at your local waste pick-up area.
- ◆Place small amounts of grass and tree branches (3 waste bags or less) in designated bags, and put out for collection in your district.
- ◆Please separate combustible and non-combustible waste before bringing them in.
- ◆Be sure to remove all kerosene from stoves and heaters.

What can be brought to the Environmental Resources Gallery

Furniture

Electrical appliances

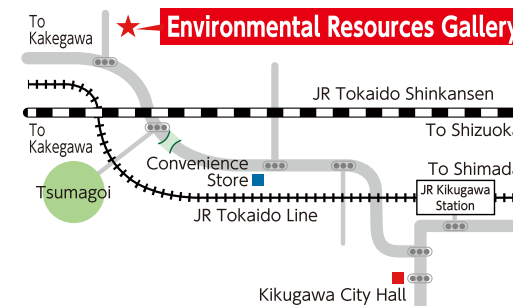
Also collected free of charge.
 ※Does not include electronics subject to the Home Appliance Recycling Law

Carpet, Futons

Bicycles


Organs, Electric organs

Mattresses, Zabutons



Uncollectable Items

Motorcycles, scooters and any type of motorized bicycles



Please inquire at the Nirin Recycling Center or at an outlet for hard to process items.
TEL.050-3000-0727

Farm waste, farming machines, special machines, pianos, canisters, car parts



Requests for processing can be made to specialty store dealers or at an outlet for hard to process items.

Pesticides (including empty bottles), used oil, paints



※Extract the inside contents. It's burnable garbage.
※Containers are non burnable garbage.

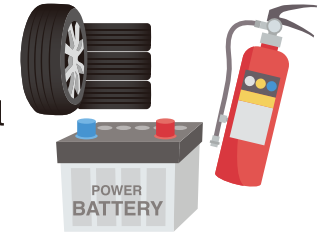
Outlets for hard to process items —

●Hard to process items can be handled by the dealers listed below.

Please take notice of the points listed below.

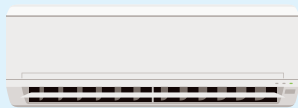
- A processing fee will be charged.
- Please inquire for each item and explain in detail the item being brought in.

(Please contact us once before bringing it in)



Hard to process items	Outlets for hard to process items	Address	Telephone number
Fire extinguisher	KAWARASAKI SHOJI KIKUGAWA S/A	700-1 Higashiyokoji, Kikugawa-shi	0537-35-4311
	KOMATSU BOKEN KANRI JIMUSHO S/A	287-2 Akatsuchi, Kikugawa-shi	0537-73-6911
Tires and Batteries	Autobacs Kikugawa Store	6238 Kamo, Kikugawa-shi	0537-35-8885
	Mr. Tireman Kikugawa Minami Store ※Batteries cannot be collected	3920 Takahashi, Kikugawa-shi	0537-63-1201
	AUTO-SERVICE HATTORI ※Lithium batteries cannot be recycled	18-4 Tomita, Kikugawa-shi	0537-35-2479
Motorcycles	MOTO SHOP AKIRA	2159-1 Nishikata, Kikugawa-shi	0537-35-5048
Used oil	KIKUGAWA NENRYO Co. LTD.	1037-2 Honjo, Kikugawa-shi	0537-35-2505
	ODA SEKIYU Co. LTD.	1980-1 Hansei, Kikugawa-shi	0537-35-2251
Agricultural waste	JA ENSHU YUMESAKI	Inquire at your local agricultural cooperative.	

Regarding disposal of appliances falling under the Electric Appliance Recycling Law



A/Cs



TVs (CRT/LCD)



Refrigerators, Freezers



Washing machines, Clothes driers

Electronics Recycling Centers in Kikugawa

Store name	Address	Telephone number
※Edion Shin Kikugawa Store	507-1 Horinouchi, Kikugawa-shi	0537-37-3811
K's Denki Kikugawa Store	3247 Kamo, Kikugawa-shi	0537-37-2311
※Cainz Kikugawa Store	507-1 Horinouchi, Kikugawa-shi	0537-37-0111
Komeri Hard & Green Kikugawa Store	559 Kamo, Kikugawa-shi	0537-37-2122
Komeri Hard & Green Ogasa Store	6256 Shimohirakawa, Kikugawa-shi	0537-63-1155
Matsuya Denki Kawamura Kikugawa Store	5548 Kamo, Kikugawa-shi	0537-35-2227

※in the Entetsu Kikugawa Shopping Center

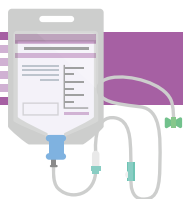
● Disposal methods for electronics covered by the Home Appliance Recycling Law are as follows.

(A recycling fee is required.)

- ① Hand over the old appliance to the store when buying a new replacement.
- ② When disposing of an old appliance without buying a replacement, if you know where it was purchased, please bring it there.
- ③ ② If you do not know where to purchase it, please take it to an authorized appliance recycling store or purchase a recycling voucher in advance at a post office and bring it to Shizuoka Daikyu Unyu Co., Ltd.

Disposal of waste from home medical care

- Please beware of special methods for disposing of waste produced by at-home medical treatment.
- ◆ Injection needles, tubes with needles, etc. used at home should be returned to the relevant medical agency or pharmacy. **(The city cannot handle them.)**
- ◆ Syringe barrels without needles, tubes, catheters, IV/nutrient packs, gauze, rubber or plastic gloves, etc. should be placed in a transparent bag, and put in the city approved waste bag for combustible waste.
- ◆ Please inquire with a medical institution or the City Hall Environmental Promotion Division for how to dispose of other waste produced by at-home medical treatment.



Designated drop-off point for appliance recycling

Collectors Shizuoka Daikyu Unyu Co., Ltd.

Address Fukuroi, Kiwara 632-11 Tel 0538-43-2206

Open Monday through Saturday
(Excluding Sundays, national holidays, Golden Week, Obon, and year-end and New Year holidays)

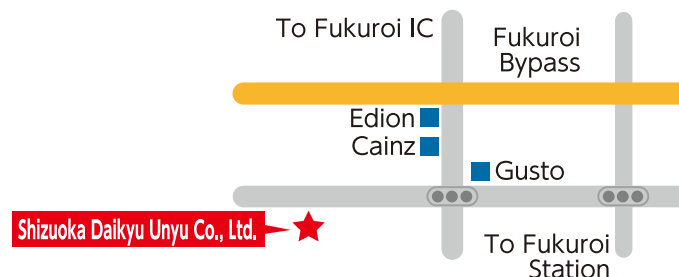
Reception Hours 9:00 AM to 5:00 PM (excluding 12:00 PM to 1:00 PM)

※Last admission at 4:30 PM

Advance payment at the post office (Common to Shizuoka Daikyu Unyu Co., Ltd.)

Appliance	Recycling cost (Excluding tax)
A/Cs	¥990~¥9,900
TVs (CRT/LCD)	¥1,320~¥3,700
Refrigerators, Freezers	¥3,740~¥6,149
Washing machines, Clothes driers	¥2,530~¥3,300

※As of July 2025, recycling fees vary by manufacturer and size.



Door-to-door collection of bulky waste

- Please contact the following businesses for collection of oversized waste that you cannot bring yourself.

Collectors Enshu Unyu Co., Ltd.

Address 996-3 Nakauchida, Kikugawa-shi

Tel 0537-36-1811

Reception Hours Monday-Friday 9:00 AM to 5:30 PM

Warnings For consultation on rates and reservations, please contact the above company.



Table of Correct Disposal Methods

Item	Classification	Cautions during disposal
A Abacus	Combustible Waste	
Accordian curtain	Must be taken directly	Separate fabric and frame.
◎Adapter (AC)	Non-combustible Waste	Cut cord at its base and roll it up before disposing of it.
Adhesive tape	Combustible Waste	
Agricultural chemical	Cannot be accepted	Contact the place of purchase or a specialized processing business.⇒See p. 9
Agricultural implement/material/plastic	Cannot be accepted	Contact the place of purchase or a specialized processing business.⇒See p. 9
Agricultural water tank/disinfection tank	Cannot be accepted	Contact the place of purchase or a specialized processing business.⇒See p. 9
◎Air cleaners	Non-combustible Waste	If it does not fit into the designated bag, it should be brought directly.
Air conditioner (window air conditioner)	Recyclable appliance	Take back to the place of purchase. (Appliance Recycling Law)⇒See p. 9
Air freshener	Combustible Waste	If in a can, put it in the non-combustible waste.
Album	Combustible Waste	
Altar	Cannot be accepted	Inquire with a dealer or such.
Aluminum car wheel	Cannot be accepted	Contact the place of purchase or a specialized processing business.⇒See p. 6
Aluminum foil/aluminum (cupcake) cup	Non-combustible Waste	If dirty, put it in the combustible waste.
Aluminum pot	Non-combustible Waste	If it does not fit into the designated bag, it should be brought directly.
Aluminum pot for nabeyaki udon	Non-combustible Waste	Wash before disposal.
◎Amplifier	Non-combustible Waste	If it does not fit into the designated bag, it should be brought directly.
Artificial flowers	Recycling (plastic resource)	Put metal in the non-combustible waste.
Artificial grass	Combustible Waste	If it does not fit into the designated bag, it should be brought directly.
Attache case	Non-combustible Waste	If it does not fit into the designated bag, it should be brought directly.
Automotive parts	Cannot be accepted	Contact the place of purchase or a specialized processing business.⇒See p. 9
Azenami	Cannot be accepted	Contact the place of purchase or a specialized processing business.⇒See p. 9
B Baby walker	Must be taken directly	
Backpack	Combustible Waste	Clean items go to clothing recycling.
Bag (handbag)	Combustible Waste	

Item	Classification	Cautions during disposal
B Ball (soccer, baseball, golf, etc.)	Combustible Waste	Let the air out of volleyballs, soccer balls, etc.
Balloons	Combustible Waste	
Bamboo skewer	Combustible Waste	Break tip to avoid danger.
Bamboo brooms	Combustible Waste	If it does not fit into the designated bag, it should be brought directly.
Basins (metal)	Non-combustible Waste	Plastic items should be disposed of as recyclable plastics.
Bat (wood)	Combustible Waste	Put metal in the non-combustible waste. If it does not fit into the designated bag, it should be brought directly.
Bath cover	Recycling (plastic resource)	Items over 50cm must be delivered directly.
Bath mat	Combustible Waste	
Bath water heater	Cannot be accepted	Contact the place of purchase or a specialized processing business.
Battery	Cannot be accepted	Contact the place of purchase or a specialized processing business.
Battery (dry cell)	Recyclable	Collected on non-combustible waste day.
Battery (dry cell, rechargeable battery)	Recyclable	Collected on non-combustible waste day.⇒See p. 3
Beach parasol	Must be taken directly	
Bed	Must be taken directly	Dismantle and separate as far as possible.
Bedpan	Recycling (plastic resource)	Items containing materials other than plastic should be disposed of as combustible waste.
Belt	Combustible Waste	Or place it in the unwanted items collection box.⇒See p. 6
Bicycle	Must be taken directly	
Bicycle pump	Non-combustible Waste	
Bidet	Non-combustible Waste	Cut cord at its base and roll it up before disposing of it.
Bike trailer	Must be taken directly	Only domestic items.
Binder	Recycling (plastic resource)	Put metal in the non-combustible waste.
Binoculars	Non-combustible Waste	
Birdcage	Non-combustible Waste	If it does not fit into the designated bag, it should be brought directly.
Blanket	Combustible Waste	Clean items go to clothing recycling.

※ Please separate items correctly and put out for collection what will fit in the designated bags. ■ Combustible Waste ■ Non-combustible Waste ■ Recyclable ■ Must be taken directly ■ Cannot be accepted at the Environmental Resources Gallery ■ Recyclable appliance ■ Scheduled group recycling collection ◎Items to be collected as small appliances

Item	Classification	Cautions during disposal
B Blind	Must be taken directly	
Blu-ray disc	Recycling (plastic resource)	
◎Blu-ray recorder	Non-combustible Waste	
Blocks (toy)	Combustible Waste	
Blocks (plastic)	Recycling (plastic resource)	
◎Blowdryer	Non-combustible Waste	Cut cord at its base and roll it up before disposing of it.
Blue seat	Recycling (plastic resource)	
Board	Combustible Waste	If it does not fit into the designated bag, it should be brought directly. If bringing directly, it should be within 90 cm in width, 2m in length, and 10 cm in thickness.
Bolts	Non-combustible Waste	
Book	Scheduled group recycling collection	Tie up with paper string before disposal.
Book box (Wooden)	Must be taken directly	Dismantle and separate as far as possible.
Boots (Nagagutsu)	Combustible Waste	
Bottle, empty (agricultural chemicals)	Cannot be accepted	Contact the place of purchase or a specialized processing business. ⇒ See p. 9
Bottle, empty (beer bottle, 1.8 L bottle)	Recyclable (bottle)	
Bottle, empty (juice, Western spirits, etc.)	Recyclable (bottle)	
Bowling ball	Must be taken directly	
Branches and such (large quantity)	Must be taken directly	Take to a vegetation disposal business. ⇒ See p. 7
Branches and such (small quantity)	Combustible Waste	Cut small enough that it will fit in the bag.
Brazier	Must be taken directly	
Briefcase	Combustible Waste	If it does not fit into the designated bag, it should be brought directly. Clean items go to clothing recycling.
Broom	Combustible Waste	If it does not fit into the designated bag, it should be brought directly.
Brush boxes	Combustible Waste	
Brushes	Combustible Waste	
Bucket (plastic)	Recycling (plastic resource)	
Business card holders (cloth)	Combustible Waste	If metal, put it in the non-combustible waste.

Item	Classification	Cautions during disposal
C ◎Camera	Non-combustible Waste	Remove batteries before disposal.
Can, empty (18 L can for oil, paint, etc.)	Non-combustible Waste	Use up completely before disposal. Only domestically used items. Leftover oil should be soaked into an old rag or the like and put in the combustible waste.
Can, empty (aluminum, steel)	Recycling (can)	
Candle	Combustible Waste	
Canes	Combustible Waste	Put metal in the non-combustible waste.
Cap (metal)	Non-combustible Waste	
Cap (plastic)	Recycling (plastic container/wrapper)	Aerosol can caps included.
Carbon paper	Combustible Waste	
Cardboard	Scheduled group recycling collection	
Carpet	Must be taken directly	If it fits into the designated bag, put it in the combustible waste.
Carton (inside silver-colored)	Combustible Waste	
Car wash brushes	Combustible Waste	
Cash cards, etc.	Combustible Waste	
Cassette	Combustible Waste	
Cassette gas cylinder (tabletop)	Non-combustible Waste	Gas cylinders should be used up and then perforated.
Cassette stove (tabletop stove)	Non-combustible Waste	Remove gas from cylinders before disposal.
Cat litter	Combustible Waste	Always remove waste.
CD/cases	Recycling (plastic resource)	
◎CD-radio-cassette player/recorder	Non-combustible Waste	Remove batteries; cut cord at its base and roll it up before disposal. If it does not fit into the designated bag, it should be brought directly.
Cellophane paper	Combustible Waste	
◎Cellular phone	Non-combustible Waste	Or contact the place of purchase.
Cement	Non-combustible Waste	About 2 bags (Do not accept large quantities.)
Ceramics	Non-combustible Waste	If it does not fit into the designated bag, it should be brought directly. Wrap in plastic bag to avoid danger.
Ceramics (Yakimono)	Non-combustible Waste	

Item	Classification	Cautions during disposal
C Chain (for car tires)	Non-combustible Waste	Or contact the shop.
Chair	Must be taken directly	
◎Chargers	Non-combustible Waste	
Chemical	Cannot be accepted	Contact the place of purchase or a specialized processing business.
Child seat (Kids seat)	Must be taken directly	
Chisels	Non-combustible Waste	Wrap in plastic or such to avoid danger.
Cigarette butts	Combustible Waste	
◎Circulator	Non-combustible Waste	If it does not fit into the designated bag, it should be brought directly.
Clay	Non-combustible Waste	
Cleaning bag	Recycling (plastic resource)	
Clear folders	Recycling (plastic resource)	
◎Clock	Non-combustible Waste	Remove batteries before disposal.
Cloths	Combustible Waste	Recycle with clothes if still clean.
Clothes brush	Combustible Waste	
Clothes dryer	Recyclable appliance	Take back to the place of purchase. (Appliance Recycling Law)⇒See p. 9
Clothes-drying poles and frames	Must be taken directly	
Clothing	Combustible Waste	If bringing directly, tie crosswise with a string first. Clean items go to clothing recycling.
Clothing case	Must be taken directly	Items made entirely of plastic are recyclable materials (recyclable plastic).
Coating (varnish, etc.)	Cannot be accepted	Contact the place of purchase or a specialized processing business.
◎Coffee maker	Non-combustible Waste	If it does not fit into the designated bag, it should be brought directly.
Cold compress	Combustible Waste	
Cold pack	Combustible Waste	
Collars	Combustible Waste	
Comb	Recycling (plastic resource)	If metal, put it in the non-combustible waste.
◎Computer/laptop	Non-combustible Waste	If it does not fit into the designated bag, it should be brought directly. Be careful handling personal information. You can also dispose of it as small household appliances. ⇒See p. 6
Contact lenses	Combustible Waste	

Item	Classification	Cautions during disposal
C Concrete	Non-combustible Waste	If it does not fit into the designated bag, it should be brought directly. This is limited to items for home use.
Cooking oil	Combustible Waste	Absorb it in old cloth and put it out, or collect it as recyclable waste.⇒See p. 6
Cooking oil container (metal)	Non-combustible Waste	Soak into an old rag or the like and then dispose.
Cooking oil container (plastic)	Recycling (plastic container/wrapper)	
Cooking paper	Combustible Waste	
Cooler (box)	Combustible Waste	If it does not fit into the designated bag, it should be brought directly.
◎Copy machine (home)	Non-combustible Waste	If it does not fit into the designated bag, it should be brought directly.
◎Cords, etc.	Non-combustible Waste	Cut or roll to about 1m.
Cordless telephones (base unit and handset)	Non-combustible Waste	
Crayon (pastel, Coupy, etc.)	Combustible Waste	
Crib	Must be taken directly	
Cup (paper, plastic)	Combustible Waste	Plastic items are recyclable materials.(Recyclable plastic)
Cupboard	Must be taken directly	Remove glass and mirrors.
Curler	Recycling (plastic resource)	Items containing materials other than plastic are combustible waste.
Curtain	Combustible Waste	If it does not fit into the designated bag, it should be brought directly. Clean items go to clothing recycling.
Curtain rail	Must be taken directly	If it fits into the designated bag, put it in the non-combustible waste.
Cushion	Combustible Waste	If it does not fit into the designated bag, it should be brought directly.
Cushioning material (plastic)	Recycling (plastic resource)	Something used to wrap items during packing to prevent them from breaking.
Cutting board	Combustible Waste	
D Deodorant	Combustible Waste	
◎Dehumidifier	Non-combustible Waste	If it does not fit into the designated bag, it should be brought directly. Cut cord at its base and roll it up before disposing of it.
Desiccant	Combustible Waste	
Desk	Must be taken directly	
Desk mat	Combustible Waste	
Detergent	Combustible Waste	Cut small enough that it will fit in the designated bag.

※ Please separate items correctly and put out for collection what will fit in the designated bags. ■ Combustible Waste ■ Non-combustible Waste ■ Recyclable ■ Must be taken directly ■ Cannot be accepted at the Environmental Resources Gallery ■ Recyclable appliance ■ Scheduled group recycling collection ◎Items to be collected as small appliances

Item	Classification	Cautions during disposal
D Detergent container (plastic)	Recycling (plastic resource)	
Diatomaceous earth bath mat	Non-combustible Waste	Or contact the place of purchase.
ⓄDishwasher	Non-combustible Waste	If it does not fit into the designated bag, it should be brought directly.
Disposable chopsticks	Combustible Waste	
Disposable hand warmer	Combustible Waste	Used.
Disposable lighter	Non-combustible Waste	Remove gas and oil.
Doghouse	Must be taken directly	
Doll	Combustible Waste	If it does not fit into the designated bag, it should be brought directly.
Doll case	Non-combustible Waste	Remove glass parts before disposal.
Doormat	Combustible Waste	Put metal in the non-combustible waste.
Drafting boards	Combustible Waste	
Dresser (Tansu)	Must be taken directly	Remove any glass or mirrors.If plastic, it is combustible waste.
Drinking straw	Combustible Waste	Plastic items should be disposed of as recyclable plastics.
Duct tape	Combustible Waste	
Dumbbell	Must be taken directly	
Dustpans	Recycling (plastic resource)	If metal, put it in the non-combustible waste.
DVD/DVD case	Recycling (plastic resource)	
E Earthenware pot	Non-combustible Waste	Wrap in plastic bag to avoid danger.
Egg carton	Recycling (plastic resource)	
ⓄElectric bicycles	Must be taken directly	
Electric blanket	Combustible Waste	Cut cord at its base and roll it up before disposing of it. If it does not fit into the designated bag, it should be brought directly.
ⓄElectric carpets (Hot carpets)	Combustible Waste	Cut into 50cm squares. Code is discarded to the Non-combustible waste by bundling Cut from root.
ⓄElectric heater	Non-combustible Waste	Cut cord at its base and roll it up before disposing of it. If it does not fit into the designated bag, it should be brought directly.
Electronic cigarette	Recyclable	Place in the battery collection box.

Item	Classification	Cautions during disposal
E ⓄElectronic organizers	Non-combustible Waste	Remove batteries before disposal.
ⓄElectric pot	Non-combustible Waste	
ⓄElectric shaver	Non-combustible Waste	Remove batteries before disposal.
Electric water heater (for outdoor round tank)	Cannot be accepted	Contact the place of purchase or a specialized processing business.
Empty containers such as air fresheners	Recycling (plastic resource)	
Enameled pot	Non-combustible Waste	
Encyclopedias	Recyclable	Waste paper
Eraser	Combustible Waste	
Extension cord	Non-combustible Waste	Roll up before disposal.
F Face mask	Combustible Waste	
False tooth	Combustible Waste	
ⓄFan (electric)	Non-combustible Waste	If it does not fit into the designated bag, it should be brought directly. Cut cord at its base and roll it up before disposing of it.
Fan (folding)	Combustible Waste	
Fan (round)	Combustible Waste	
ⓄFan heater	Non-combustible Waste	Use up kerosene and empty tank. If it does not fit into the designated bag, it should be brought directly. Cut cord at its base and roll it up before disposing of it.
ⓄFax (home)	Non-combustible Waste	If it does not fit into the designated bag, it should be brought directly. Cut cord at its base and roll it up before disposing of it.
Felt-tip pens	Combustible Waste	Remove batteries before disposal.
Feminine hygiene products	Combustible Waste	Wrap in a small bag or newspaper and put in the designated bag.
Fertilizer bag	Cannot be accepted	Contact the place of purchase or a specialized processing business.
File	Non-combustible Waste	
Files	Recycling (plastic resource)	Put metal in the non-combustible waste.
Fire extinguisher	Cannot be accepted	Contact the place of purchase or a specialized processing business.→See p. 9
Fireproof safe	Must be taken directly	If business-oriented, contact the shop.

※ Please separate items correctly and put out for collection what will fit in the designated bags. ■ Combustible Waste ■ Non-combustible Waste ■ Recyclable ■ Must be taken directly ■ Cannot be accepted at the Environmental Resources Gallery ■ Recyclable appliance ■ Scheduled group recycling collection Ⓞ Items to be collected as small appliances

	Item	Classification	Cautions during disposal
F	Fire tongs	Non-combustible Waste	
	Firework	Combustible Waste	Douse in water overnight.
	Fishhooks	Non-combustible Waste	Wrap in plastic bag to avoid danger.
	Fishing line	Combustible Waste	Cut into short pieces before disposal.
	Fishing rod	Combustible Waste	Break small enough that it will fit in the designated bag.
	Flan container	Recycling (plastic resource)	Rinse lightly with water.
	◎Flashlight	Non-combustible Waste	Remove batteries before disposal.
	Floppy disk	Combustible Waste	
	Flower arrangement sponge /oasis	Combustible Waste	
	Flower pot (home)	Recycling (plastic resource)	Wash before disposal.
	Flowerpot (ceramic)	Non-combustible Waste	Plastic items should be disposed of as recyclable plastics.
	Fluorescent light	Recyclable	Collection dates and locations will be announced by the city office.⇒See p. 7 Or bring items directly to the collection site.If broken, dispose as non-combustible waste.
	Forks	Non-combustible Waste	
	Fountain pens	Combustible Waste	
	Frying pan	Non-combustible Waste	
	Furniture	Must be taken directly	Dismantle and separate as far as possible.
	Furoshiki (wrapping cloth)	Combustible Waste	
	Futon (including zabuton)	Must be taken directly	Put what fits in the designated bag out as combustible waste.
	Futon cover	Recycling (plastic resource)	
	G	Galvanized sheet	Must be taken directly
Gardening soil		Must be taken directly	Within 2 bags. Mix with humus and talk to a recycling or sale business.
Gas cylinder		Cannot be accepted	Contact the place of purchase or a specialized processing business.
◎Gas heater		Must be taken directly	
Gas hot plate		Must be taken directly	Remove batteries before disposal.
Gatch bed (specialized bed for nursing care)		Must be taken directly	

	Item	Classification	Cautions during disposal	
G	Gateball stick (wood)	Combustible Waste		
	Glass	Non-combustible Waste	Wrap in plastic or such to avoid danger.	
	Glass case	Must be taken directly	bring in directly and separate if possible.	
	Glasses	Non-combustible Waste		
	Glasses cases	Recycling (plastic resource)	Put metal in the non-combustible waste.	
	Globe	Non-combustible Waste	If it does not fit into the designated bag, it should be brought directly.	
	Glove	Combustible Waste		
	Gloves	Combustible Waste		
	Goggles	Combustible Waste		
	Golf club/bag	Must be taken directly		
	Go stones	Non-combustible Waste	Plastic items should be disposed of as recyclable plastics.	
	Grass (large quantity)	Cannot be accepted	⇒see p. 7	
	Grass (small quantity)	Combustible Waste	Let dry up before disposal.	
	Ground sheet	Recycling (plastic resource)		
	Guitar	Must be taken directly	Remove the strings and roll them up before disposal.	
	H	Hair bands	Combustible Waste	Put metal in the non-combustible waste.
		Hair brush	Combustible Waste	
		Hair clips	Non-combustible Waste	
		Hair Extensions - false eyelashes	Combustible Waste	
		Hairpins	Non-combustible Waste	
Hammer		Non-combustible Waste	Handles go in combustible waste. Put metal parts in the non-combustible waste.	
Hanger		Recycling (plastic resource)	Metal items should be bundled together and disposed of as non-combustible waste.	
Hats		Combustible Waste	Recycle with clothes if still clean.	
◎Heater		Must be taken directly	Use up kerosene and empty tank.Remove batteries before disposal.	
Heat-resistant glass		Non-combustible Waste		
Helmet	Non-combustible Waste			

	Item	Classification	Cautions during disposal
H	Hose	Combustible Waste	Cut to about 1m.
	Hose reels	Combustible Waste	
	⊙Hot curler	Non-combustible Waste	
	⊙Hot plate	Non-combustible Waste	Cut cord at its base and roll it up before disposing of it.
	Hot water bottle	Non-combustible Waste	Plastic items should be disposed of as recyclable plastics.
	⊙Humidifier	Non-combustible Waste	If it does not fit into the designated bag, it should be brought directly.
I	Insect cages	Recycling (plastic resource)	
	Ice pillow	Combustible Waste	
	Incense sticks	Combustible Waste	
	Ink ribbon	Combustible Waste	
	Inkstick	Combustible Waste	
	Ink stones	Non-combustible Waste	
	Instant noodle package (plastic)	Recycling (plastic resource)	Paper items go to combustible waste.
	Insulation material	Combustible Waste	
	Iron plate	Must be taken directly	
	Iron	Non-combustible Waste	Cut cord at its base and roll it up before disposing of it.
	J	Japanese paper	Combustible Waste
Jika-tabi (rubber-soled socks)		Combustible Waste	
⊙Juicer-mixer		Non-combustible Waste	Cut cord at its base and roll it up before disposing of it.
Jump ropes		Combustible Waste	
K	Kendo equipment	Must be taken directly	
	Kerosene	Cannot be accepted	Contact the place of purchase or a specialized processing business. ⇒See p. 9
	Ketchup container	Recycling (plastic resource)	If it cannot be cleaned successfully, put it in the combustible waste.
	Kettle	Non-combustible Waste	
	⊙Keyboard (musical instrument)	Must be taken directly	Cut cord at its base and roll it up before disposing of it.
	Keyboard harmonica	Non-combustible Waste	
	Kickboard	Combustible Waste	If it does not fit into the designated bag, it should be brought directly.

	Item	Classification	Cautions during disposal
K	Knapsack (children's)	Combustible Waste	
	Knife (kitchen)	Non-combustible Waste	Wrap in plastic bag to avoid danger.
	Knives and such	Non-combustible Waste	Wrap in plastic bag to avoid danger.
	⊙Kotatsu	Must be taken directly	Separate into combustible and non-combustible waste before disposal. Cut cord at its base and roll it up before disposing of it.
	L	Ladders (metal)	Must be taken directly
Ladders (wooden)		Combustible Waste	Dismantle large items, or bring directly.
Lanterns		Non-combustible Waste	
Leather product		Combustible Waste	
Legless chair		Must be taken directly	Separate into combustible and non-combustible waste before disposal.
Lid (aluminum)		Non-combustible Waste	Items with rubber or plastic gaskets are non-burnable waste.
Lid (plastic)		Recycling (plastic resource)	
Life float		Recycling (plastic resource)	
Light bulb		Non-combustible Waste	Wrap in plastic bag to avoid danger. The city will inform you where and when fluorescent bulbs will be collected. ⇒See p. 7
Lighter		Non-combustible Waste	Remove gas and oil.
⊙Lighting equipment		Non-combustible Waste	Remove light bulbs and fluorescent lights; cut cord at its base and roll it up before disposal.
Lithium ion battery		Recyclable	Take them directly to a battery collection box or environmental conservation center.
Lockers		Must be taken directly	
Lunch box		Recycling (plastic resource)	Put metal in the non-combustible waste.
Lures		Combustible Waste	
M	Machetes	Non-combustible Waste	Wrap in plastic bag to avoid danger.
	Machine oil	Cannot be accepted	Contact the place of purchase or a specialized processing business.
	Magazine	Recyclable	Tie up with paper string before disposal.
	Magnet (Refrigerator magnet)	Non-combustible Waste	Wrap in a plastic bag or such.
	Magnetic card	Combustible Waste	
	Magnetic mat	Non-combustible Waste	If it does not fit into the designated bag, it should be brought directly.

※ Please separate items correctly and put out for collection what will fit in the designated bags. Combustible Waste Non-combustible Waste Recyclable Must be taken directly Cannot be accepted at the Environmental Resources Gallery Recyclable appliance Scheduled group recycling collection ⊙ Items to be collected as small appliances

	Item	Classification	Cautions during disposal
M	Magnifying glass	Non-combustible Waste	
	Mahjong tiles	Recycling (plastic resource)	
	Makeup bottle	Recycling (bottle)	Empty the content. Clean items ⇒ Recyclables Dirty or milky white items ⇒ Non-combustible Waste
	Marbles	Non-combustible Waste	
	◎Massager	Must be taken directly	Dismantle and separate as far as possible.
	Mat	Combustible Waste	
	Match	Combustible Waste	Douse in water overnight.
	Mattress	Must be taken directly	
	Mayonnaise container	Recycling (plastic resource)	If it cannot be cleaned successfully, put it in the combustible waste.
	MD disc	Combustible Waste	
	Measure	Combustible Waste	If metal, put it in the non-combustible waste.
	Mechanical pencil	Combustible Waste	
	Medicine bottle	Recyclable (bottle)	Empty the content. For bottles of agricultural chemicals used in farming, contact the place of purchase.
	Metal	Non-combustible Waste	Free collection at the maintenance center.
	◎Microphones	Non-combustible Waste	Remove batteries before disposal.
	Milk bottle	Non-combustible Waste	If plastic, it goes in the combustible waste.If plastic, it is combustible waste.
	Milk carton	Recyclable	
	Minicars (toys)	Non-combustible Waste	
	Mirror	Non-combustible Waste	Wrap in plastic or such to avoid danger.
	◎Mixer	Non-combustible Waste	
	◎Mochi maker	Must be taken directly	Cut cord at its base and roll it up before disposing of it.
	Mop	Combustible Waste	If it does not fit into the designated bag, it should be brought directly.
	Motorcycle (includes motorized bicycles)	Cannot be accepted	Contact the place of purchase or a specialized processing business.⇒See p. 9
	Mountain-climbing shoes	Combustible Waste	
	◎Mouse (computer)	Non-combustible Waste	A battery type removes and takes out a battery.

	Item	Classification	Cautions during disposal	
M	Mouse pads	Combustible Waste		
	Mower	Must be taken directly	Empty fuel completely from tank. (Only domestically used items.)	
	Mud	Cannot be accepted		
	Mugs (metal, ceramic)	Non-combustible Waste	Plastic items should be disposed of as recyclable plastics.	
	◎Music box	Non-combustible Waste	If it does not fit into the designated bag, it should be brought directly.	
	N	Nabe pot	Non-combustible Waste	If it does not fit into the designated bag, it should be brought directly.
		Nail	Non-combustible Waste	Wrap in plastic or such to avoid danger.
		Nail clippers	Non-combustible Waste	
		Natto pack	Recycling (plastic resource)	Items that cannot be cleaned are combustible waste.
		Nebulizer	Recycling (plastic resource)	
		Needle	Non-combustible Waste	Wrap in plastic or such to avoid danger.
		Needle for injection/tube with needle	Cannot be accepted	Talk to the hospital.⇒See p. 10
		Net (plastic)	Recycling (plastic resource)	For holding fruit and such.
		Newspaper	Recyclable	Tie up with paper string before disposal.
		Nippers	Non-combustible Waste	
		Notebooks	Combustible Waste	
		Nuts	Non-combustible Waste	
	O	Oil	Combustible Waste	If oil is low, soak into cloth or seal to plastic. If there is a lot of oil, treat it as industrial waste.
		Oil cans (purchased individually)	Non-combustible Waste	Empty out contents completely first.
		Oil heater	Must be taken directly	Household items may be brought in directly. (Oil may remain as is.)
Old clothes		Combustible Waste	Recycle with clothes if still clean.	
Organ/electric organ		Must be taken directly		
◎Oven-microwave		Non-combustible Waste	If it does not fit into the designated bag, it should be brought directly. Cut cord at its base and roll it up before disposing of it.	
P	Pacifier	Combustible Waste		
	Packaging film	Recycling (plastic resource)		
	Paint (art)	Combustible Waste		

Item	Classification	Cautions during disposal
P Paint (large amount)	Cannot be accepted	Contact the place of purchase or a specialized processing business.
Paint (small amounts for household use)	Combustible Waste	It can be soaked up with newspaper, and I make them dry.
Paint cans	Non-combustible Waste	Empty contents before discarding.
☉Pants presses	Must be taken directly	
paper diaper	Combustible Waste	Always flush waste down the toilet.
Paper knives (metal)	Non-combustible Waste	Plastic items should be disposed of as recyclable plastics.
Paperweight	Non-combustible Waste	
Paper towels	Combustible Waste	
Papier-mache	Combustible Waste	
☉Pedometers	Non-combustible Waste	Take out the batteries first.
Pen (felt pens, ballpoint pens, etc.)	Combustible Waste	If metal, put it in the non-combustible waste.
☉Pendulum clock	Non-combustible Waste	Remove batteries before disposal.If it does not fit into the designated bag, it should be brought directly.
PET bottle (for drinks, soy sauce, etc.)	Recycling (PET bottle)	
PET bottle lid/label	Recycling (plastic resource)	
Pet toilet seat	Combustible Waste	Always remove any waste.
Photograph/photographic negative	Combustible Waste	
Piano	Cannot be accepted	Contact the place of purchase or a specialized processing business.
Piggy banks (plastic)	Recycling (plastic resource)	Ceramic items are non-combustible waste.
Pillow	Combustible Waste	
Pipe bed	Must be taken directly	
Pipe chair	Non-combustible Waste	If it does not fit into the designated bag, it should be brought directly.
Plate (includes porcelain and pottery)	Non-combustible Waste	Wrap in plastic or such to avoid danger.
Plastic models	Recycling (plastic resource)	Put metal in the non-combustible waste.
Pliers	Non-combustible Waste	
Pocket tissue bag	Recycling (plastic resource)	
Polyethylene tank/bucket	Recycling (plastic resource)	If it does not fit into the designated bag, it should be brought directly.

Item	Classification	Cautions during disposal
P Pools (for children)	Combustible Waste	
Porcelain	Non-combustible Waste	Wrap in plastic or such to avoid danger.
Portable toilet	Must be taken directly	
Posters	Recyclable	
Pot	Non-combustible Waste	
Pressure cooker	Non-combustible Waste	
☉Power tool	Non-combustible Waste	Only domestically used items. If it does not fit into the designated bag, it should be brought directly. Cut cord at its base and roll it up before disposing of it.
☉Printer (home)	Non-combustible Waste	If it does not fit into the designated bag, it should be brought directly. Cut cord at its base and roll it up before disposing of it.
Pumice	Non-combustible Waste	
PVC pipes	Combustible Waste	Cut into small pieces first.
R Racket	Combustible Waste	If metal, put it in the non-combustible waste.
☉Radio	Non-combustible Waste	Take out the batteries first.
☉Radio-cassette player/recorder	Non-combustible Waste	Take out the batteries first. If it does not fit into the designated bag, it should be brought directly. Cut cord at its base and roll it up before disposing of it.
Raincoat	Combustible Waste	
Ramune (beverage) bottles	Non-combustible Waste	
Rattan	Combustible Waste	If it does not fit into the designated bag, it should be brought directly.
Razor	Non-combustible Waste	Wrap in plastic or such to avoid danger.
Recorder (flute)	Recycling (plastic resource)	
Reel (fishing)	Non-combustible Waste	Cut fishing line into small pieces and place it in the combustible waste.
Refill packs	Recycling (plastic resource)	Treat as combustible waste if the contents cannot be cleaned out.
Refrigerator/freezer	Recyclable appliance	
☉Remote control	Non-combustible Waste	Take out the batteries first.
Retort pouch	Recycling (plastic resource)	If it cannot be cleaned successfully, put it in the combustible waste.
Rice bowl (ceramic)	Non-combustible Waste	Lacquerware is combustible waste.Wrap in plastic or such to avoid danger.

※ Please separate items correctly and put out for collection what will fit in the designated bags. ■ Combustible Waste ■ Non-combustible Waste ■ Recyclable ■ Must be taken directly ■ Cannot be accepted at the Environmental Resources Gallery ■ Recyclable appliance ■ Scheduled group recycling collection ☉ Items to be collected as small appliances

	Item	Classification	Cautions during disposal
R	◎Rice cooker	Non-combustible Waste	If it does not fit into the designated bag, it should be brought directly. Cut cord at its base and roll it up before disposing of it.
	Rice paddles	Recycling (plastic resource)	
	Rice sack (plastic)	Recycling (plastic resource)	Paper items go to combustible waste.
	Roller skates	Non-combustible Waste	
	Rope	Combustible Waste	Cut to about 1m.
	Rolling walkers	Must be taken directly	
	Rubber band	Combustible Waste	
	Rubber hose	Combustible Waste	Cut to about 1m.
	Rubber product	Combustible Waste	
	Rug	Combustible Waste	Cut into 50cm squares. If it does not fit into the designated bag, it should be brought directly.
	◎Running machines	Must be taken directly	
	S	Safe	Must be taken directly
Safety shoes		Combustible Waste	Clothing cannot be collected.
Sandals		Combustible Waste	
Sandals (Zouri)		Combustible Waste	
Sauce container		Recycling (plastic resource)	If it cannot be cleaned successfully, put it in the combustible waste.
Saw		Non-combustible Waste	Wrap in plastic bag to avoid danger.
◎Scale (bathroom)		Non-combustible Waste	If it does not fit into the designated bag, it should be brought directly.
Scissors		Non-combustible Waste	Wrap in plastic bag to avoid danger.
Scourer		Combustible Waste	
Screen door (screen)		Must be taken directly	Separate screen and frame. Screen is combustible waste.
Screw		Non-combustible Waste	
Seal (stamp)		Combustible Waste	
Sewing box		Combustible Waste	
◎Sewing machine		Must be taken directly	

	Item	Classification	Cautions during disposal
S	Sewing needles	Non-combustible Waste	Wrap in plastic or such to avoid danger.
	Shampoo container	Recycling (plastic resource)	
	Sheets	Combustible Waste	Clean items go to clothing recycling.
	Shelf (wooden)	Combustible Waste	If it does not fit into the designated bag, it should be brought directly.
	Shell	Combustible Waste	
	Shichirin (small charcoal grill)	Non-combustible Waste	If it does not fit into the designated bag, it should be brought directly.
	Shinai (bamboo sword)	Combustible Waste	Cut small enough that it will fit in the bag.
	Shoe	Combustible Waste	Clean items go to clothing recycling.
	Shoe keepers	Combustible Waste	
	Shoes case	Combustible Waste	
	Shogi board	Combustible Waste	If it does not fit into the designated bag, it should be brought directly.
	Shoji (paper sliding door)	Must be taken directly	Remove any glass from items containing it.
	Sickle	Non-combustible Waste	Handles go in combustible waste.
	Sideboard	Must be taken directly	Remove any glass or mirrors.
	Sink	Must be taken directly	Dismantle and separate as far as possible.
	Skate shoes	Combustible Waste	Wrap metal parts in a plastic bag and put them in the non-combustible waste.
	Skateboard	Non-combustible Waste	If it does not fit into the designated bag, it should be brought directly.
	Ski shoes	Combustible Waste	
	Ski stocks	Must be taken directly	
	Ski wear	Combustible Waste	Clean items go to clothing recycling.
	Skis	Must be taken directly	Take off bindings
	Slate	Must be taken directly	Accept up to 5 cards per day. Business sites are treated for industrial waste.
	Sled (for children)	Recycling (plastic resource)	
	Sleeping bag	Combustible Waste	If it does not fit into the designated bag, it should be brought directly.
	Slide	Must be taken directly	
	Slippers	Combustible Waste	
Smoke insecticide	Recycling (plastic resource)		

Item	Classification	Cautions during disposal
S Smoke candle	Non-combustible Waste	Soak the item in water to eliminate any risk of ignition, then place it in the non-burnable waste. You may also bring it directly to the disposal facility.
Snack bag (plastic)	Non-combustible Waste	
Snowboard	Must be taken directly	Take off bindings.
Soap	Combustible Waste	
Sofa	Must be taken directly	Dismantle and separate as far as possible.
Solar device (collector)	Cannot be accepted	Contact the place of purchase or a specialized processing business.
Soy sauce holder (for bento boxes)	Recycling (plastic resource)	
☉Space heater	Non-combustible Waste	If it does not fit into the designated bag, it should be brought directly.
☉Speaker	Non-combustible Waste	If it does not fit into the designated bag, it should be brought directly. Cut cord at its base and roll it up before disposing of it.
Spiked shoes	Combustible Waste	Wrap metal parts in a plastic bag and put them in the non-combustible waste.
Sponge	Combustible Waste	
Spoon	Non-combustible Waste	If wooden or plastic, it goes in the combustible waste.
Spray can (metal)	Non-combustible Waste	Use up completely and then perforate. Plastic lids are recyclable (plastic).
Spring (automobile, motorcycle)	Cannot be accepted	Contact the place of purchase or a specialized processing business.⇒See p. 9
Spring mattress	Must be taken directly	Dismantle and separate as far as possible.
Stapler	Non-combustible Waste	
Stepladder	Must be taken directly	
☉Stereo (component stereo system)	Non-combustible Waste	If it does not fit into the designated bag, it should be brought directly.
Stockings	Combustible Waste	Clean items go to clothing recycling.
Stroller	Must be taken directly	
Stuffed toy	Combustible Waste	Or place it in the unwanted items collection box.⇒See p. 6
Stuffing	Combustible Waste	If it does not fit into the designated bag, it should be brought directly.
Styrofoam container	Recycling (plastic resource)	Split large items before disposal.

Item	Classification	Cautions during disposal
S Sudare screen	Combustible Waste	Cut it and dispose of it in the designated bag.
Suitcase	Must be taken directly	
Sunoko (drainboard)	Combustible Waste	Cut it and dispose of it in the designated bag.
Surfboard	Must be taken directly	
Swing	Must be taken directly	
Syringe barrel (without needle)	Combustible Waste	If it does not fit into the designated bag, it should be brought directly. If plastic, it is combustible waste.
T Table	Must be taken directly	
Tableware (glass, porcelain)	Non-combustible Waste	Wrap in plastic or such to avoid danger.
Tableware (plastic, paper)	Combustible Waste	Plastic items are recyclable materials. (recyclable plastic)
Tape	Combustible Waste	
Tape measures	Combustible Waste	If metal, put it in the non-combustible waste.
Tatami mat	Must be taken directly	For personal drop-offs only, Up to 15 mats. Otherwise, contact the place of purchase.
Teacups	Non-combustible Waste	
Teapot	Non-combustible Waste	
☉Telephone	Non-combustible Waste	Cut cord at its base and roll it up before disposing of it.
Telephone card	Combustible Waste	
Telescope (astronomical)	Non-combustible Waste	If it does not fit into the designated bag, it should be brought directly.
Tennis racket	Combustible Waste	If metal, put it in the non-combustible waste.
Tent (sheet)	Recycling (plastic resource)	If it does not fit into the designated bag, it should be brought directly.
Textbook	Recycling	Clean items are collected as used paper.
Thermometer	Non-combustible Waste	Mercury-containing ones are collected separately. ⇒See p. 7 The city office will inform you of the days and place for collection.
Thermometer (electronic)	Non-combustible Waste	Mercury-containing ones are collected separately. ⇒See p. 7 The city office will inform you of the days and place for collection.
Thermos	Non-combustible Waste	If it does not fit into the designated bag, it should be brought directly.
Thermal paper	Combustible Waste	

	Item	Classification	Cautions during disposal	
T	Thumbtack	Non-combustible Waste	Wrap in plastic or such to avoid danger.	
	Tile (small quantity)	Non-combustible Waste		
	Tire	Cannot be accepted	Contact the place of purchase or a specialized processing business.⇒See p. 9	
	☉Toaster oven	Non-combustible Waste	Cut cord at its base and roll it up before disposing of it.	
	Toilet brush	Recycling (plastic resource)		
	Toilet seat	Recycling (plastic resource)		
	Tool (screwdriver, spanner, etc.)	Non-combustible Waste		
	Toothbrush	Recycling (plastic resource)		
	Toothpaste tube	Combustible Waste		
	Towel	Combustible Waste		
	Toy	Combustible Waste	If metal, put it in the non-combustible waste.Remove batteries before disposal.	
	Training equipment	Non-combustible Waste	If it does not fit into the designated bag, it should be brought directly.	
	Trampolines (toys)	Must be taken directly		
	☉Transceivers	Non-combustible Waste	Remove batteries before disposal.	
	Tray (colored)	Recycling (plastic resource)		
	Tray (white)	Recycling (white tray)		
	Tricycle	Must be taken directly		
	Trophy	Combustible Waste	If metal-containing, put it in the non-combustible waste.	
	Tubes, etc.	Combustible Waste	Cut to about 1 m.	
	Tupper	Recycling (plastic resource)		
	TV (crt, lcd)	Recyclable appliance	Take back to the place of purchase. (Appliance Recycling Law)⇒See p. 9	
	TV stands	Must be taken directly		
	Tweezers	Non-combustible Waste		
	U	Unicycle (sports)	Must be taken directly	

	Item	Classification	Cautions during disposal
U	Unicycle (transport)	Must be taken directly	This is limited to items for home use.
	Umbrella	Non-combustible Waste	Separate into combustible and non-combustible waste before disposal. If it does not fit into the designated bag, it should be brought directly.Bunch up and tie up so that it will not open.
	Urethane mat	Combustible Waste	
	Utility knife blade	Non-combustible Waste	Wrap in plastic or such to avoid danger.
V	☉Vacuum cleaner	Non-combustible Waste	Cut the hose section short before disposal. If it does not fit into the designated bag, it should be brought directly. Cut cord at its base and roll it up before disposing of it.
	☉VCR	Non-combustible Waste	If it does not fit into the designated bag, it should be brought directly. Cut cord at its base and roll it up before disposing of it.
	☉Ventilation fan	Non-combustible Waste	If it does not fit into the designated bag, it should be brought directly.
	☉Video camera	Non-combustible Waste	
	Video games	Non-combustible Waste	
	Video game console	Non-combustible Waste	Cut cord at its base and roll it up before disposing of it.
	Videotape/case	Recycling (plastic resource)	
W	Wash basin	Recycling (plastic resource)	
	Washing machine	Recyclable appliance	Take back to the place of purchase. (Appliance Recycling Law)⇒See p. 9
	Washstand	Must be taken directly	
	Watering cans	Recycling (plastic resource)	
	Waste oil (kerosene, gasoline, motor oil)	Cannot be accepted	Contact the place of purchase or a specialized processing business.
	Water bottle (metal)	Non-combustible Waste	Plastic items should be disposed of as recyclable plastics.
	Water filter	Non-combustible Waste	If it does not fit into the designated bag, it should be brought directly.
	Water heater	Cannot be accepted	Contact the place of purchase or a specialized processing business.
	Water tank	Non-combustible Waste	Wrap in plastic or such to avoid danger. If it does not fit into the designated bag, it should be brought directly.
	Weight stones (for making pickles) (plastic)	Recycling (plastic resource)	
	Wheelchair	Must be taken directly	
	Whetstone	Non-combustible Waste	Wrap in a plastic bag or such.

〈Use Small Appliances Categories〉

	Item	Classification	Cautions during disposal
W	Wig	Combustible Waste	
	Wind chimes	Non-combustible Waste	
	Window glass	Non-combustible Waste	Wrap in plastic bag to avoid danger.
	Wine openers	Non-combustible Waste	
	Wipers	Cannot be accepted	Contact the place of purchase or a specialized processing business.
	Wire	Non-combustible Waste	Roll up before disposal.
	Wok	Non-combustible Waste	If it does not fit into the designated bag, it should be brought directly.
	Wood carpet	Must be taken directly	
	Wood chips (large quantity)	Must be taken directly	Take to a vegetation disposal business.⇒See p. 7
	Wood chips (small quantity)	Combustible Waste	
	◎Word processor (home)	Non-combustible Waste	If it does not fit into the designated bag, it should be brought directly. Cut cord at its base and roll it up before disposing of it.
	Wrap (wrapping for product)	Recycling (plastic resource)	
	Wrappers	Recycling (plastic resource)	Chopsticks, hand towel bag.
	Writing brushes	Combustible Waste	
Y	Yoshizu (reed screen)	Combustible Waste	If it does not fit into the designated bag, it should be brought directly.
Z	Zabuton (sitting cushion)	Combustible Waste	If it does not fit into the designated bag, it should be brought directly.
	Zippers	Non-combustible Waste	

Category Number	Category Name
1	Telephones, fax machines, and other wired communication machinery and equipment
2	Mobile phone terminals, PHS terminals, and other wireless communication machinery and equipment
3	Radio receivers and television receivers
4	Digital cameras, video cameras, DVD recorders, and other video machinery and equipment
5	Digital audio players, stereo sets, and other electroacoustic machinery and equipment
6	Personal computers
7	Magnetic disk devices, optical disk devices, and other storage devices
8	Printers and other printing equipment
9	Computer displays and other display devices
10	E-book terminals
11	Electric sewing machines
12	Electric grinders, electric drills, and other power tools
13	Electronic desktop calculators and other office electronics
14	Health meters and other metering or electrical equipment for measurements
15	Motorized inhalers and other medical electrical equipment
16	Film cameras
17	Rice cookers, microwave ovens, and other kitchen electrical equipment
18	Fans, electric dehumidifiers, and other air conditioning electrical equipment
19	Electric irons, vacuum cleaners, and other electrical equipment for medical or satellite use
20	Electric kotatsu, electric stoves, and other electrical equipment for heating
21	Hair dryers, electric razors, and other hair-care electrical equipment
22	Electric massagers
23	Running machines and other electrical appliances for exercise
24	Electric lawn mowers and other electrical machinery and appliances for gardening
25	Fluorescent lighting fixtures and other electrical lighting equipment
26	Electronic clocks and electric clocks
27	Electronic instruments and electric instruments
28	Video game consoles and other electronic toys and electric toys

※Does not include electronics subject to the Home Appliance Recycling Law (see P6) ※Items produced by commercial activities are not accepted.

※Please separate items correctly and put out for collection what will fit in the designated bags. ■ Combustible Waste ■ Non-combustible Waste ■ Recyclable ■ Must be taken directly ■ Cannot be accepted at the Environmental Resources Gallery ■ Recyclable appliance ■ Scheduled group recycling collection ◎Items to be collected as small appliances



運ぶだけ
じゃない!

プラスαの遠州運輸

遠州運輸は「運ぶ」だけでなく、**保管** **流通加工** **組立** など、
お客様のニーズに合わせた **プラスα** のサービスを提供しています。
地域に密着した一括サポートで、物流の新しいカタチを創造します。

遠州運輸株式会社 遠州物流株式会社

TEL 0537-36-1811

TEL 0537-35-5501



資源物、廃棄物のご用命は当社へ
まずはご相談ください。



広告

株式会社 中部カレット

本 社 静岡県掛川市遊家1021番地の1
島田事務所 静岡県島田市南2丁目3番35
〒427-0017 TEL (0547)35-2553
FAX(0547)37-7825
E-mail : chubu-cullet@yr.tnc.ne.jp

WebサイトへGO!



二次元コード



株式会社 故紙センタートヨタ

広告



古紙類の無料回収・持ち込みも歓迎!!
ダンボール・新聞・雑誌・パンフレット等



一般文書・機密文書もご相談ください!!
ISO27001/ISMSを導入
(情報セキュリティマネジメントシステム)

集団回収 学校・町内会・子供会など
お気軽にご相談下さい

万全の情報
セキュリティ体制!!

リサイクル資源を大切に ☎0537-37-0521

菊川営業所:菊川市三沢1500番地25号 FAX 0537-37-0523



No.E843-1-ISO 14001
No.1167-1-ISO 27001

故紙センタートヨタ菊川営業所は、あらゆる廃棄物のリサイクルを推進して
循環型社会の形成に寄与し、お客様や地域社会へのさらなる貢献を考え、安心
・安全かつ積極思考で、ISO14001とISO27001の認証を取得しています。

できることから始めよう!リサイクルは地球を守ります。

ISO14001認証取得 菊川工場

株式会社 山内商店

菊川三沢工場:菊川市三沢1500-106

TEL:0537-36-4566 FAX:0537-35-5049

- ☆高価買取・見積り無料
- ☆廃棄物、リサイクルのことなら
お気軽にご相談ください
- ☆産業廃棄物収集運搬/中間処分
- ☆フロンガス回収業務
- ☆静岡県公認計量証明事業所

☆鉄・アルミ・ステンレス・銅くず持込みOK☆

広告



菊川市の明日を、リサイクルで支える
資源プラスチックをリサイクルしています

株式会社グリーンループ 菊川市三沢1500番地177

微生物の力で地域の食品残渣を電気や肥料へリサイクル



静岡県産業廃棄物処分業許可 第02221187366号
菊川市一般廃棄物処理業許可 菊生環 第175号



鈴与商事株式会社

バイオガス事業部

[本社]
静岡県静岡市清水区入船町11番1号
[菊川バイオガス事業所]
静岡県菊川市西方4035番地
TEL 0537-28-8802



ホームページ